



Northern Lights District

Cub Scout Picnic

and



Cubanapolis Races for 2017


Who: All Cub Scouts Family Members and potential scouts in the Northern Lights District. Races will also be held for siblings and parents. New Location this Year!

When: **Wednesday, July 19, 2017**
Gathering and Games start at 6:00 pm
Races start at 7:00 pm
Root Beer Floats will be served after the last race

Where: **River Park** (101 83rd Ave, Brooklyn Park.)

Cost: The Games, Races and root beer floats are **FREE**. Memories and pictures are priceless

Picnic: Bring your charcoal and items to cook on one of the park's grills or we will have hot dogs, chips and a beverage for sale.



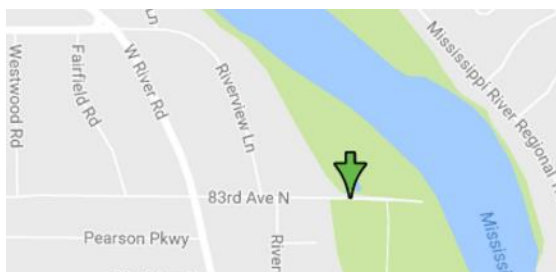
Rules: See the next 2 pages

Questions: Contact Leif Klang at 612-749-2043 or klang@comcast.net

What is a Cubanapolis?

- Cubanapolis is a fun event for Cub Scouts!
- Scouts will build their own "car" out of cardboard
- The "car" must be worn in the race so get a box big enough to cut holes in top and side for head and arms to fit through. Make sure the box is not too big for the Scout. Boys need to be able to run while carrying the box. See attached plans.
- Scouts can decorate their "car" however they wish
- This is an opportunity to have fun with your Scout!

Cubanapolis 500





CUBANAPOLIS RULES

Each scout should make his own cardboard box car that he wears. He can decorate it as he wishes — family members are allowed to help.

Each team is composed of: **The “Driver” (Cub Scout)**
 The “Pit Crew” (2 or 3 family members)

The driver must wear goggles and a pair of lace-up shoes with socks. **NO SLIP-ON SHOES!** They must tie!

Each scout must run 4 laps around the course, and each driver must pull over in the pit to make 3 pit stops during the first 3 laps. During the pit stop, the crew must do one of the following:

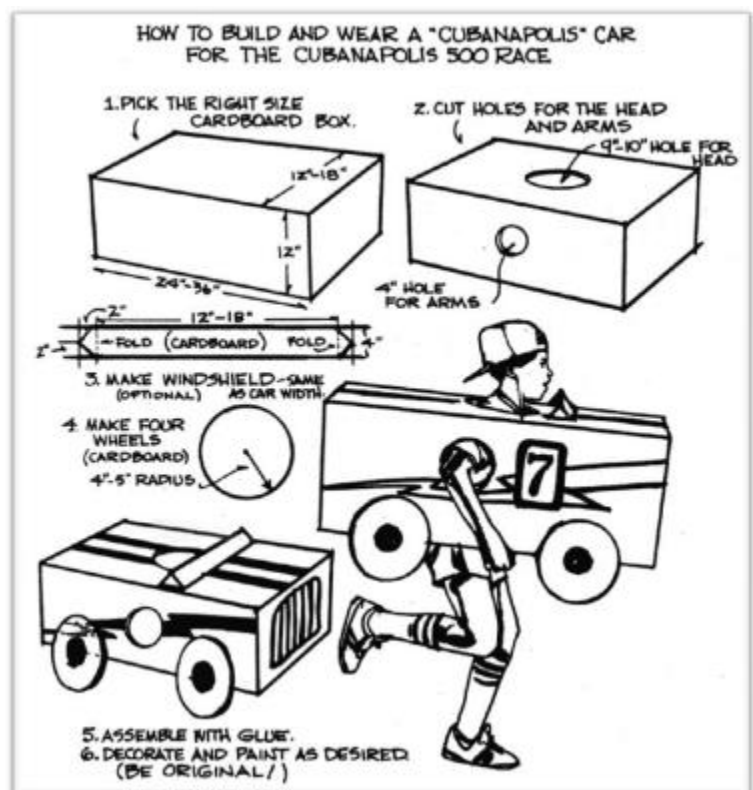
- * **Change tires** (The pit crew must take the scouts shoes and socks off, turn socks inside out, put them back on, put shoes back on and re-tie shoes)
- * **Refuel** (driver drinks four ounces of liquid through a straw)
- * **Clean windshield** (all drivers should wear goggles or sunglasses. A pit crew member will spray water on the goggles and dry them with a washcloth or small towel)

After the action is complete - the Cub Scout picks up his car again and race back to the finish line.

At the end of the race, all three of the above should have been done by the crew. There is no predetermined order as to which should or must be done first.

THE SCOUT SHOULD BRING:

- Cardboard Cubanapolis Race Car
- Tie shoes and socks
- Sunglasses or Goggles
- One washcloth or small towel
- Repair supplies (tape, stapler, etc.)
- A hard-working Pit Crew!
- Smiles and lots of laughs!





Step 1 – Get a cardboard box big enough to fit around your scout as shown above.

Step 2 – Scout designs and cuts out his car with adult help/supervision
Leave about 2" of the top and bottom at each end to strengthen the box.
Cut 2 holes in the side of the car to use for carrying the car during the race.

Step 3 – Decorate the car (paint, color, add wheels, anything)

That's it!!

DOES NOT HAVE TO BE A CAR – HOW BOUT A SHIP? A ROCKET? A BUS? A UFO?

THIS IS JUST ONEWAY— YOU CAN ALSO BUILD CAR TO GO AROUND WAIST

Pick the right size cardboard box to fit the scout.

Use a box that fits around the boy without being either too snug or too loose.

Normally a box that is 12"-18" wide, 12" high and 24"-36" long. (A copy paper box is great.)

Body of car must be constructed of cardboard.

No metal or glass materials may be used.

No items can be hanging or dragging behind a car

For safety reasons, cars should not have a windshield

Cut out the top and the bottom of the box so the scout can stand in the box and pick it up to his waist.

Decorate and paint the car as desired. (Be original)

Tape, tinfoil, paint, construction paper, stickers and paper plates can also be used for decoration.

